
JPD Monthly Report

January 2010

Heather Clements,
Crime Analyst



Executive Summary

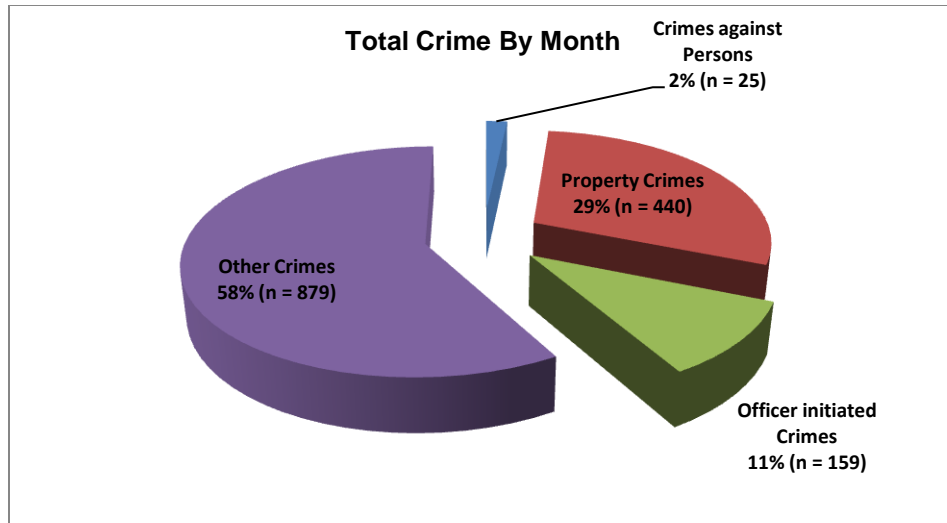
The purpose of the Jonesboro Police Department Monthly Report is to compile data into one integrated report for review, allowing for a seamless flow of information for better decision-making. After each department collates their monthly numbers and sends it to Crime Analysis, it is organized into sections of departmental data, analyzed and packaged, and finally disseminated to department heads, the Chief of Police, the City Mayor, and the City Council. Major sections include Crime Analysis, Emergency 911, Uniform Police Division, Prowl, Criminal Investigative Division, Warrants, Drug Task Force, Traffic, Parking Enforcement, Animal Control, Fleet Maintenance, Records, and Professional Standards.

Crime Analysis

The Crime Analysis division consists of a Crime Analyst and an assistant. The Crime Analyst position is responsible for the analysis and dissemination of crime activity data and the collection and maintenance of crime intelligence information for the city of Jonesboro. Additionally, the Crime Analyst is charged with providing the department with current and accurate crime maps, presenting crime activity data to audiences of interest, and responding to requests for crime data from civilians and departmental staff. Data exported from this division is used by field agents for more effective, efficient policing, administration for improved staffing decisions, and the Mayor's office for community decision making and enhanced public relations. This section is broken down by 6 sections: total crime, crimes against persons, property crimes, crimes of proactive policing, other crimes, and arrest demographics.

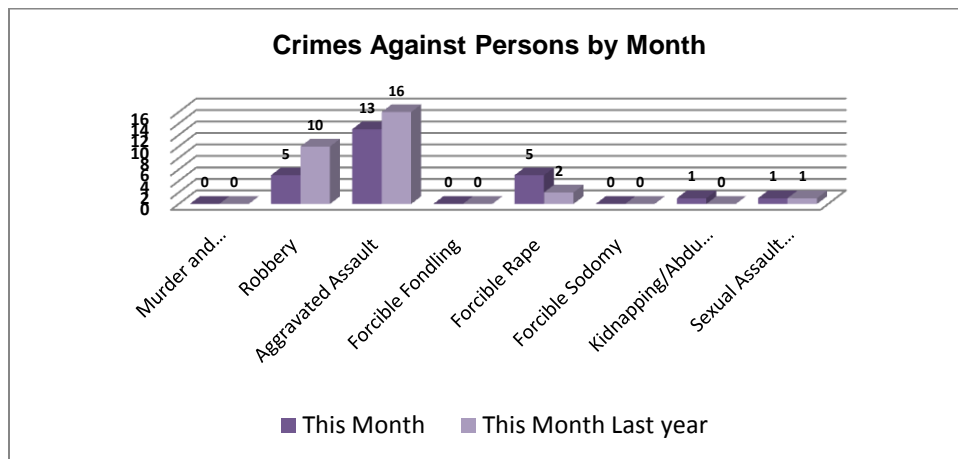
Total Crime

The crime activity for this month is at a total of 1,487 offenses, up from 1,233 offenses last January, which is an 21% increase. Other crimes absorb the majority of this month's crime activity with over half at 58%. Property crimes fall in second place with 29%. Following in third and fourth places are crimes of proactive policing with 11% and crimes against persons with only 2%. Since it is only one month into the year, all year to date data will be the same as this month's data; therefore, will not be reported separately.



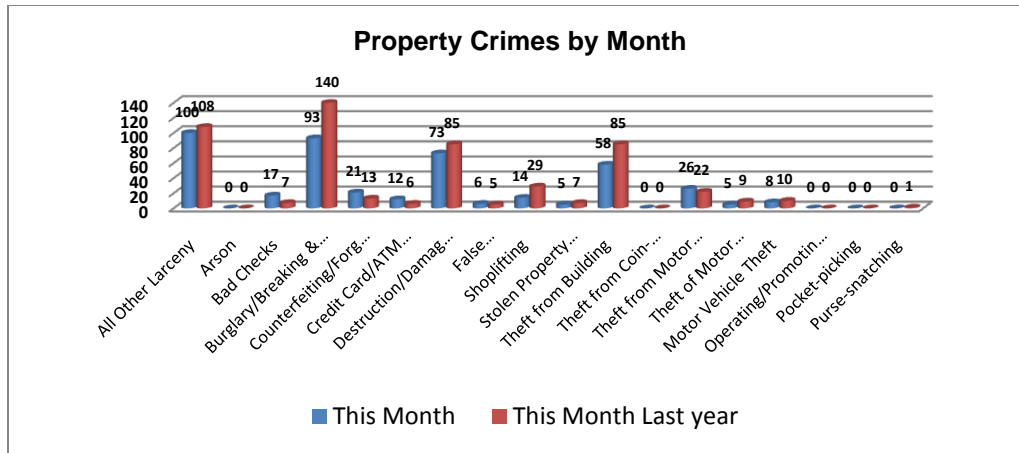
Crimes against Persons

There are 8 crimes that make up this section. The following chart demonstrates this month’s activity compared to January of last year’s activity in these areas. Overall, there were 25 crimes against persons this month, down from 29 last January (down 14%). Only two crimes are up in this category. Kidnapping is up to 1 from 0 and forcible rape up from 1 to 5. All other crimes are down or the same. Significantly lower by 50% was robbery, down to 5 from 10 last January. There were no homicides this month.



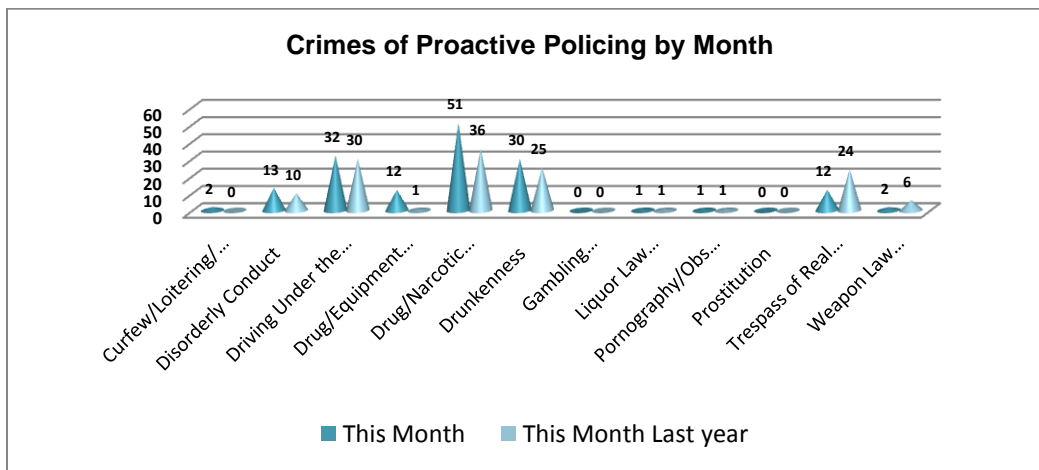
Property Crimes

This section displays the criminal activity for 18 crimes, all against property. There have been 438 property crimes this month, down 17% from last January (*n* = 527). Significant increases from last January include a 143% increase in bad checks and a 62% increase in forgery. However, most property crime has decreased, stayed the same, or barely increased from January 2009. Significant decreases include burglary (-34%) and theft from building (-32%).



Crimes of Proactive Policing

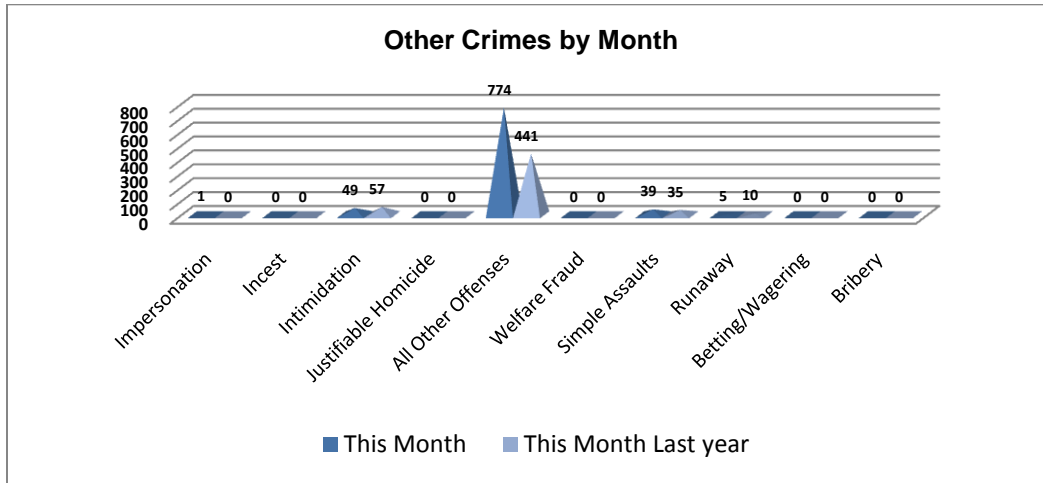
Crimes of proactive policing are those crimes that result from police officers actively policing the streets to combat certain types of street crime. Twelve crimes fall under this category. A total of 156 offenses have occurred this month, up 16% from last January ($n = 134$). As indicated in the chart below, all crimes in this area are either up or the same as January 2009, with the exception of trespassing (down 50%) and weapon law violations (down 67%). Increases in officer initiated crimes could be interpreted by more offenses being committed, but more probable is that officers have been more actively seeking out these particular violators versus just coming across them as traffic stops occur. Significant increases this month include drug & narcotic violations (up 42%) and drunkenness (up 20%).



Other Crimes

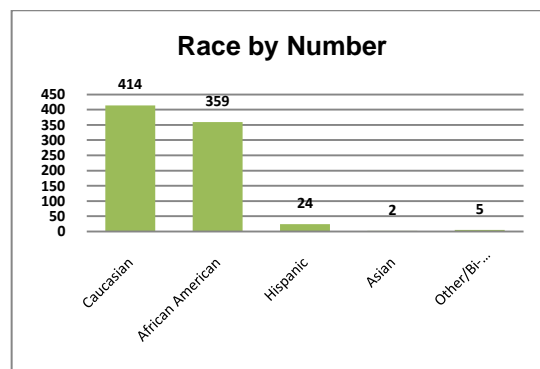
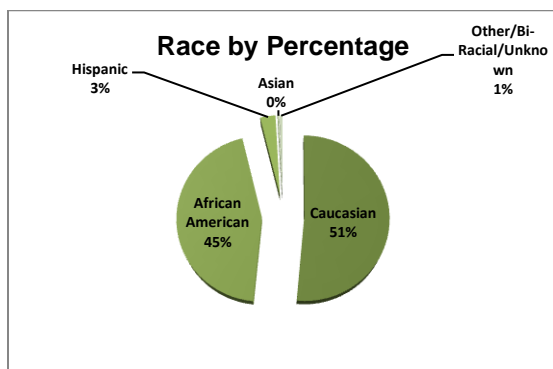
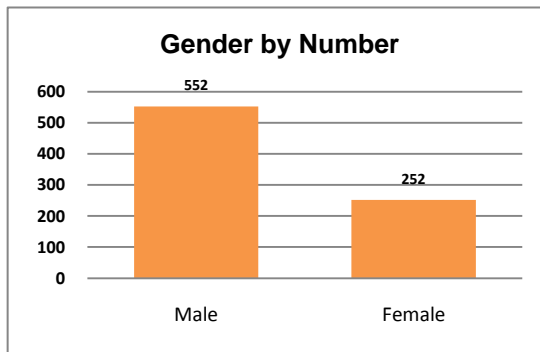
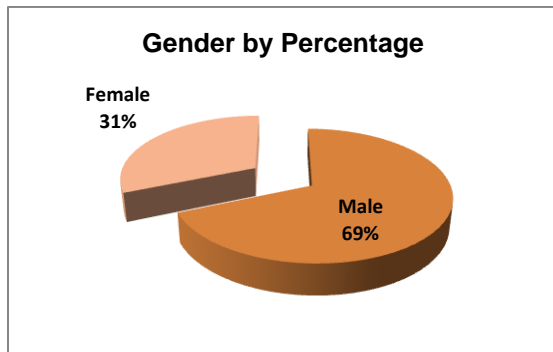
There are 10 crimes that fall into the other crimes category. There were a total of 868 offenses in this category this month, up from 543 last January (a 60% increase). Half are at 0 occurrences, the same as last January. Three are up in incidents. These crimes are impersonation (up to 1 from

0), all other offenses (up 76%), and simple assaults (up 11%). Crimes that decreased from January 2009 are intimidation (down 14%) and runaway (down 50%).



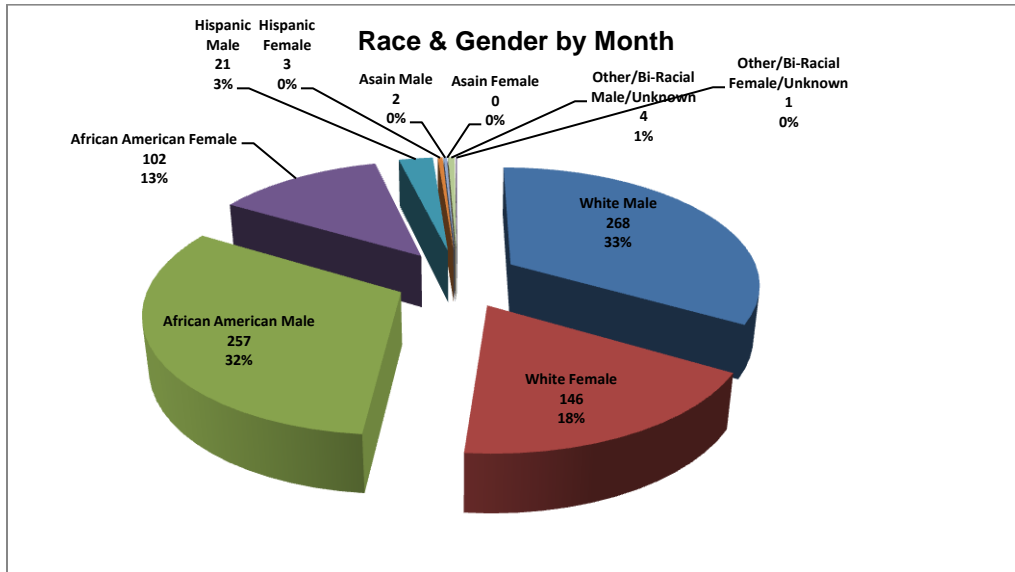
Arrest Demographics

This section will break down race and gender for the 804 arrests this month. The majority of offenders have been male ($n=552$), as opposed to female ($n=252$) and Caucasian ($n=414$) and African American ($n=359$) as opposed to Hispanic ($n=24$), Asian ($n=2$), or other/unknown/bi-racial ($n=5$).



*Although the chart indicates a 0% for Asian arrestees, the number is actually 2; however, 2 of 796 comes out to .002%.

Caucasian males and African American males make up the majority of offenders for the month of January, totaling 65%. White females make up 18% and African American females make up 13%. The remaining 5% can be reviewed in the pie chart below.



Emergency 911

Also known as Public Safety Answering Point (PSAP), the Emergency 911 Division is responsible for answering all calls from public for emergency assistance, accessing the needed information to best assist, and then assigning the most efficient and effective emergency response. In addition, this division is responsible for setting priority call dispatching to field units including Police, Fire, and EMS. Emergency 911 also maintains all records for radio logs, calls for service, and other emergency service data collections.

Calls by Type	This Month	This Month Last Year	YTD	Last YTD	Change By Month	Change YTD
Land Line	834	1,144	834	1,144	-27%	-27%
Cell Phone	3,050	3,808	3,050	N/A	-20%	N/A
Admin Lines	15,724	18,814	15,724	18,814	-16%	-16%
TOTALS	19,608	23,766	19,608	19,958	-17%	-2%

Calls by Agency	This Month	This Month Last Year	YTD	Last YTD	Change By Month	Change YTD
Jonesboro PD Calls	5,817	5,760	5,817	5,760	1%	1%
Craighead Cty Sheriff	934	992	934	992	-6%	-6%
Jonesboro Fire Dpt - dispatch	162	270	162	270	-40%	-40%
Jonesboro Fire Dpt - Med Asst	124	360	124	360	-66%	-66%
Craighead Cty - Fire	56	108	56	108	-48%	-48%
Craighead Cty - 1st Responder	82	110	82	110	-25%	-25%
Emerson Ambulance	209	227	209	227	-8%	-8%
Medic One	303	330	303	330	-8%	-8%
Air Evac	0	0	0	0	N/C	N/C
Coroner	2	4	2	4	-50%	-50%
ARK State Police	13	9	13	9	44%	44%
Jonesboro Animal Control	58	29	58	29	100%	100%
Wreckers Called	173	152	173	152	14%	14%
TOTALS	7,933	8,351	7,933	8,351	-5%	-5%

Calls by Municipality	This Month	This Month Last Year	YTD	Last YTD	Change By Month	Change YTD
Bay PD	120	186	120	186	-35%	-35%
Bono PD	147	171	147	171	-14%	-14%
Brookland PD	206	250	206	250	-18%	-18%
Caraway PD	103	54	103	54	91%	91%
Cash PD	80	63	80	63	27%	27%
Egypt PD	12	24	12	24	-50%	-50%
Lake City PD	118	92	118	92	28%	28%
Monette PD	127	149	127	149	-15%	-15%
TOTALS	913	989	913	989	-8%	-8%

Uniform Patrol Division

The UPD is responsible for responding to calls into the Emergency – 911 Division by civilians and are normally the first responders. Jonesboro is divided into 6 patrol districts. Officers from UPD are assigned to a district and work the same district every shift. In addition, when a Traffic Officer is not available, a UPD Officer will respond to traffic accidents and assist in directing traffic when necessary.

There were a total of 9,879 incidents of which UPD responded this month. Over half of these were calls for service ($n = 6,370$). 1,738 arrests were made and 863 traffic citations were written. There were 60,987 miles driven and a total of 9,430 hours worked.

Incidents	This Month	This Month Last Year	YTD	Last YTD	Change By Month	Change YTD
Street Accidents	58	89	58	89	-35%	-35%
Private Property Accidents	18	42	18	42	-57%	-57%
Traffic Citations	863	626	863	626	38%	38%
DWI	23	23	23	23	0%	0%
Mis. Arrests	1606	1319	1606	1319	22%	22%
Felony Arrests	132	118	132	118	12%	12%
Value of Asstes Seized					N/C	N/C
Drug Arrests					N/C	N/C
Public Intoxication Arrests	5	7	5	7	-29%	-29%
Calls For Service	6370	7052	6370	7052	-10%	-10%
Alarms	217	298	217	298	-27%	-27%
Parking Citations	4	1	4	1	300%	300%
Written Warnings	583	523	583	523	11%	11%
TOTALS	9,879	10,098	9,879	10,098	-2%	-2%
Patrol Miles	60987.8	65438	60987.8	65438	-7%	-7%
Hours Worked	9430.83	10078.67	9430.83	10078.67	-6%	-6%

Prowl

The Prowl unit is a uniformed street crimes unit specializing in criminal patrol, narcotics enforcement, gang investigation, and prostitution activity. The unit conducts directed patrols, investigates citizen complaints of street-level criminal activity, and directly assists the 2nd Judicial Drug Task Force. PROWL also assists any division within the Jonesboro Police Department at any time when needed.

Prowl had 101 calls for service this month. There were 90 arrests made and 23 traffic citations written. The total value of drugs seized was \$3,440 and 5,250 miles were driven.

Incidents	This Month	This Month Last Year	YTD	Last YTD	Change By Month	Change YTD
Street Accidents	0	0	0	0	N/C	N/C
Private Property Accidents	1	0	1	0	N/C	N/C
Traffic Citations	23	4	23	4	475%	475%
DWI	0	0	0	0	N/C	N/C
Mis. Arrests	46	61	46	61	-25%	-25%
Felony Arrests	23	11	23	11	109%	109%
Drug Arrests	21	6	21	6	250%	250%
Value of Asstes Seized	400	0	400	0	N/C	N/C
Public Intoxication Arrests	0	0	0	0	N/C	N/C
Calls For Service	101	28	101	28	261%	261%
Alarms	0	0	0	0	N/C	N/C
Parking Citations	0	0	0	0	N/C	N/C
Written Warnings	8	8	8	8	0%	0%
Assists	0	0	0	0	N/C	N/C
TOTALS	623	118	623	118	428%	428%
Value of Drugs Seized	\$3,440	\$1,700	\$3,440	\$1,700	102%	102%
Patrol Miles	5,250	3750	5250	3750	40%	40%

Criminal Investigative Division

The CID is responsible for conducting follow-up investigations into criminal acts reported to the Jonesboro Police Department. The primary goal is to collect and present evidence that conclusively leads to a successful arrest. Additionally, CID is charged with clearing additional crimes, recovering stolen property, preventing additional crimes, and gathering intelligence information.

There were 71 cases assigned to CID this month, of which 11 (15%) were for crimes against persons, 50 (70%) were for crimes against property, and 7 (10%) were for crimes against children. This unit closed 122 cases this month, 71 of which were cleared by arrests.

Investigations	This Month	This Month Last Year	YTD	Last YTD	Change By Month	Change YTD
Criminal Investigations Assigned	71	80	71	80	-11%	-11%
Criminal Investigations Closed	122	78	122	78	56%	56%
Cleared by Arrests	71	44	71	44	61%	61%
Unfounded	10	6	10	6	67%	67%
Exceptionally Cleared	10	18	10	18	-44%	-44%
Filed With Prosecutors Office	24	3	24	3	700%	700%

Crimes Against Persons	This Month	This Month Last Year	YTD	Last YTD	Change By Month	Change YTD
Criminal Investigations Assigned	11	25	11	25	-56%	-56%
Criminal Investigations Closed	14	22	14	22	-36%	-36%
Cleared by Arrests	11	16	11	16	-31%	-31%
Unfounded	2	1	2	1	100%	100%
Exceptionally Cleared	0	5	0	5	N/C	N/C
Filed With Prosecutors Office	1	0	1	0	N/C	N/C

Property Crimes	This Month	This Month Last Year	YTD	Last YTD	Change By Month	Change YTD
Criminal Investigations Assigned	50	52	50	52	-4%	-4%
Criminal Investigations Closed	93	46	93	46	102%	102%
Cleared by Arrests	56	27	56	27	107%	107%
Unfounded	6	4	6	4	50%	50%
Exceptionally Cleared	9	13	9	13	-31%	-31%
Filed With Prosecutors Office	22	2	22	2	1000%	1000%

Crimes Against Children	This Month	This Month Last Year	YTD	Last YTD	Change By Month	Change YTD
Criminal Investigations Assigned	7	1	7	1	600%	600%
Criminal Investigations Closed	8	3	8	3	167%	167%
Cleared by Arrests	4	1	4	1	300%	300%
Unfounded	2	1	2	1	100%	100%
Exceptionally Cleared	1	0	1	0	N/C	N/C
Filed With Prosecutors Office	1	1	1	1	0%	0%

Warrants

The Warrants Division is responsible for serving warrants, criminal summonses, and subpoenas that are issued by the District Court. On city court days, the Warrants Division provides a bailiff for court and a transport officer. In addition, this Division is responsible for transporting wanted persons arrested in other jurisdictions back to Jonesboro. The STEP program operates within this division and is a grant-funded operation in which officers can get paid overtime to enforce the safety belt law.

The Warrants division handled 983 arrests this month and 568 subpoenas. This unit served 2,323 total warrants this month and collected a total of \$18,406.93 in fines and fees.

Arrests	This Month	This Month Last Year	YTD	Last YTD	Change By Month	Change YTD
Misdemeanor	982	748	982	748	31%	31%
Felony	1	0	1	0	N/C	N/C
Total Arrests	983	748	983	748	31%	31%

Warrants by Activity	This Month	This Month Last Year	YTD	Last YTD	Change By Month	Change YTD
Subpoenas	568	521	568	521	9%	9%
Commitments	1	2	1	2	-50%	-50%
Traffic Citations	2	0	2	0	N/C	N/C
Complaints	0	6	0	6	N/C	N/C
Assist	0	0	0	0	N/C	N/C
Alarms	0	0	0	0	N/C	N/C

Hours by Activity	This Month	This Month Last Year	YTD	Last YTD	Change By Month	Change YTD
SI Criminal	223.5	117.45	223.5	117.45	90%	90%
Court	122.5	67.5	122.5	67.5	81%	81%
Prisoner Transport	12.67	109.83	12.67	109.83	-88%	-88%

Hours Worked	This Month	This Month Last Year	YTD	Last YTD	Change By Month	Change YTD
Regular Hours Worked	595	589	595	589	1%	1%
Overtime Hours Worked	6.5	7	6.5	7	-7%	-7%
TOTAL Hours Worked	601.5	596	601.5	596	1%	1%

Mileage	This Month	This Month Last Year	YTD	Last YTD	Change By Month	Change YTD
Total Mileage	2684	2631	2684	2631	2%	2%

STEP	This Month	This Month Last Year	YTD	Last YTD	Change By Month	Change YTD
DWI Arrest	0	0	0	0	N/C	N/C
DUI Arrest	0	0	0	0	N/C	N/C
Traffic Citations	82	107	82	107	-23%	-23%
Felony Arrests	1	0	1	0	N/C	N/C
Drug Arrests	0	0	0	0	N/C	N/C
Hours Worked	127	121	127	121	5%	5%
Miles Driven	1022	1286	1022	1286	-21%	-21%

Drug Task Force

The DTF is responsible for investigating major drug traffickers in the area, including all types of illegal drugs. They work closely with local, state, and federal agencies to eradicate drugs from the community.

DTF opened a total of 29 investigations this month, closed 19, and had 45 arrests. The majority of offenders were Caucasian (52%) and male (78%).

INVESTIGATIONS	This Month	This Month Last Year	YTD	Last YTD	Change By Month	Change YTD
Opened	29	19	29	19	53%	53%
Closed	19	22	19	22	-14%	-14%
TOTALS	48	41	48	41	17%	17%

With Nexus to Jonesboro	This Month	This Month Last Year	YTD	Last YTD	Change By Month	Change YTD
Opened	22	26	22	26	-15%	-15%
Closed		0		0	N/C	N/C
TOTALS	22	26	22	26	-15%	-15%

Outside Jonesboro (No Known Nexus)	This Month	This Month Last Year	YTD	Last YTD	Change By Month	Change YTD
Opened	1	2	1	2	-50%	-50%
Closed	0	0		0	N/C	N/C
TOTALS	1	2	1	2	-50%	-50%

ASSISTANCE RENDERED	This Month	This Month Last Year	YTD	Last YTD	Change By Month	Change YTD
Assist to Outside Agencies	4	3	4	3	33%	33%
Assist to Jonesboro UPD/CID	12	11	12	11	9%	9%

ARRESTS	This Month	This Month Last Year	YTD	Last YTD	Change By Month	Change YTD
Miscellaneous	7	6	7	6	17%	17%
Felony	38	25	38	25	52%	52%
Marijuana	4	4	4	4	0%	0%
Cocaine	2	0	2	0	N/C	N/C
Crack Cocaine	3	4	3	4	-25%	-25%
Methamphetamine/ICE	8	7	8	7	14%	14%
LSD	0	0	0	0	N/C	N/C
Extasy (MDMA or Other Designer Drug)	1	0	1	0	N/C	N/C
Perscription	3	3	3	3	0%	0%
Opiates (Heroin,Opium)	0	0	0	0	N/C	N/C
Labs	4	4	4	4	0%	0%
All Other Drug Offenses	0	0	0	0	N/C	N/C

ASSET FORFEITURE	This Month	This Month Last Year	YTD	Last YTD	Change By Month	Change YTD
Vehicles Seized(No.)	0	1	0	1	N/C	N/C
Value of Assets Seized(Includes Value of vehicles)	\$0.00	\$7,700	\$0	7700	N/C	N/C
Asset Value Awarded to Jonesboro PD (State)		0	0	0	N/C	N/C
Asset Value Awarded to Jonesboro PD (Federal)		0	0	0	N/C	N/C
Asset Value Awarded to Jonesboro PD (Total)		0	0	0	N/C	N/C

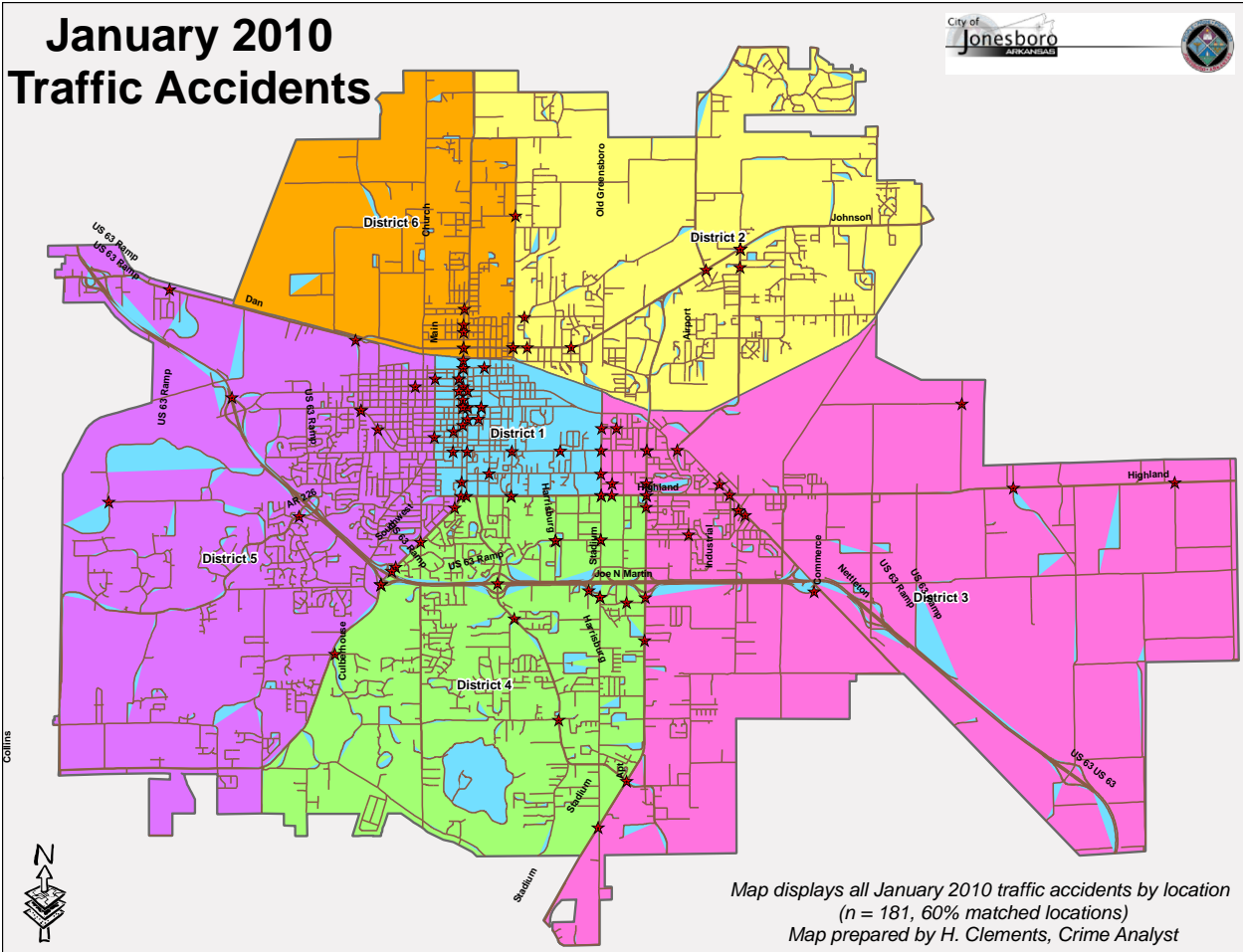
ARRESTS DEMOGRAPHY	This Month	This Month Last Year	YTD	Last YTD	Change By Month	Change YTD
White	13	16	13	16	-19%	-19%
African American	5	6	5	6	-17%	-17%
Latino	6	1	6	1	500%	500%
Asain	1	0	1	0	N/C	N/C
Other/Bi-Racial	0	0	0	0	N/C	N/C
Male	18	12	18	12	50%	50%
Female	5	2	5	2	150%	150%
White Male	9	10	9	10	-10%	-10%
White Female	5	3	5	3	67%	67%
African American Male	5	6	5	6	-17%	-17%
African American Female	0	1	0	1	N/C	N/C
Latino Male	5	1	5	1	400%	400%
Latino Female	0	0	0	0	N/C	N/C
Asain Male	1	0	1	0	N/C	N/C
Asain Female	0	0	0	0	N/C	N/C
Other/Bi-Racial Male	0	0	0	0	N/C	N/C
Other/Bi-Racial Female	0	0	0	0	N/C	N/C

Traffic

Comprised of three motor units and three Chargers, the Traffic Enforcement Unit responds to traffic accidents and provides increased enforcement in particularly challenging areas. This unit also provides extra coverage for specific congestion problems and special events in the community. Last, they work details targeting specific issues, such as DWI enforcement and traffic safety checkpoints.

The Traffic division handled 931 incidents this month, drove 5,389 miles, and worked 794 hours. This is a 33% increase in work from last month in only a 23% increase in work time. The 181 traffic accidents that occurred this month are mapped below.

Incidents	This Month	This Month Last Year	YTD	Last YTD	Change By Month	Change YTD
Street Accidents	137	130	137	130	5%	5%
Private Property Accidents	23	41	23	41	-44%	-44%
Traffic Citations	367	266	367	266	38%	38%
DWI	7	0	7	0	N/C	N/C
Mis. Arrests	27	22	23	22	23%	5%
Felony Arrests	2	1	2	1	100%	100%
Value of Asstes Seized	0	0	0	0	N/C	N/C
Drug Arrests	0	0	0	0	N/C	N/C
Public Intoxication Arrests	0	0	0	0	N/C	N/C
Calls For Service	288	248	288	248	16%	16%
Alarms	1	7	1	7	-86%	-86%
Parking Citations	0	15	0	15	N/C	N/C
Written Warnings	79	3	79	3	2533%	2533%
TOTALS	931	733	927	733	27%	26%
Patrol Miles	5,389	5,260	5,389	5,260	2%	2%
Hours Worked	794	888.5	794	888.5	-11%	-11%



Parking Enforcement

The Parking Enforcement Division is responsible for enforcing parking laws in the downtown area. This service provides a safe and convenient parking situation for the public.

The Parking Enforcement division issued 36 citations this month, down from 73 last year in January, a 51% decrease.

CITATIONS ISSUED	This Month	This Month Last Year	YTD	Last YTD	Change By Month	Change YTD
Citations	36	73	36	73	-51%	-51%
Verbal Warnings	0	0	0	0	N/C	N/C
MINUTES BY ACTIVITY	This Month	This Month Last Year	YTD	Last YTD	Change By Month	Change YTD
Office	560	1035	560	1035	-46%	-46%
Admin(Non-Office)	1310	1355	1310	1355	-3%	-3%
Community	0	0	0	0	N/C	N/C
Training	0	0	0	0	N/C	N/C
Patrol	3320	3340	3320	3340	-1%	-1%

Animal Control

The Animal Control Division is responsible for educating the public on safe and humane issues regarding animal treatment, enforcing all animal laws and ordinances, assisting the public in resolving animal issues, and protecting the safety and welfare of the citizens and animals in this community.

Incidents	This Month	This Month Last Year	YTD	Last YTD	Change By Month	Change YTD
Barking Complaints	4	6	4	6	-33%	-33%
Bite Reports	5	7	5	7	-29%	-29%
Door Hangers	23	29	23	29	-21%	-21%
Welfare Checks	77	51	77	51	51%	51%
Advised of Rights	181	278	181	278	-35%	-35%
Incident Reports	14	4	14	4	250%	250%
Gone on Arrival	34	53	34	53	-36%	-36%
Complaints	584	403	584	403	45%	45%
Desk Complaints	734	773	734	773	-5%	-5%
Captured Dogs	122	172	122	172	-29%	-29%
Captured Cats	17	2	17	2	750%	750%
Captured Wildlife	8	8	8	8	0%	0%
Chemical Captures	8	9	8	9	-11%	-11%
Traps	6	9	6	9	-33%	-33%
Deceased Animals	78	49	78	49	59%	59%
Assist J.P.D.	14	5	14	5	180%	180%
Assist C.S.O.	0	0	0	0	N/C	N/C
Public Relations	415	185	415	185	124%	124%
CITATIONS ISSUED	15	63	15	63	-76%	-76%
WARNINGS ISSUED	32	21	32	21	52%	52%
Physical Arrests	0	0	0	0	N/C	N/C
City Warrants Served	0	0	0	0	N/C	N/C
County Warrants Served	0	0	0	0	N/C	N/C
Euthanized	49	43	49	43	14%	14%
Euthanized for Humane Society	0	0	0	0	N/C	N/C
Deceased Animals Landfill lbs.	3280	3200	3280	3200	3%	3%
Wildlife Euthanized	8	8	8	8	0%	0%
Sent to Rescue Centers	22	N/A	22	N/A	N/C	N/C
Adoptions	32	N/A	32	N/A	N/C	N/C
Miles Driven	6,889	8897	6,889	8897	-23%	-23%

Fleet Maintenance

The Fleet Maintenance is responsible for all of the police vehicle maintenance upkeep, cleanliness, and purchasing. In addition, this Division handles most of the purchasing of equipment, supplies, and uniforms for all of the Police Department.

Repair Costs by Model Year	This Month	This Month Last Year	YTD	Last YTD	Change By Month	Change YTD
95-99	\$0.00	\$0.00	\$0.00	\$0.00	N/C	N/C
2000	\$0.00	\$0.00	\$0.00	\$0.00	N/C	N/C
2001	\$0.00	\$0.00	\$0.00	\$0.00	N/C	N/C
2002	\$2,054.11	\$0.00	\$2,054.11	\$0.00	N/C	N/C
2003	\$0.00	\$123.41	\$0.00	\$123.41	N/C	N/C
2004	\$1,492.79	\$423.55	\$1,492.79	\$423.55	252%	252%
2005	\$872.15	\$10.80	\$872.15	\$10.80	7975%	7975%
2006	\$2,238.53	\$659.99	\$2,238.53	\$659.99	239%	239%
2007	\$1,308.93	\$527.84	\$1,308.93	\$527.84	148%	148%
2008	\$0.00	\$0.00	\$0.00	\$0.00	N/C	N/C
2009	\$0.00	N/A	\$0.00	N/A	N/C	N/C
TOTALS	\$7,966.51	\$1,745.59	\$7,966.51	\$1,745.59	356%	356%

Routine Preventative Maintenance by Model Year	This Month	This Month Last Year	YTD	Last YTD	Change By Month	Change YTD
95-99	\$0.00	\$0.00	\$0.00	\$0.00	N/C	N/C
2000	\$0.00	\$40.00	\$0.00	\$40.00	N/C	N/C
2001	\$20.00	\$72.39	\$20.00	\$72.39	-72%	-72%
2002	\$0.00	\$0.00	\$0.00	\$0.00	N/C	N/C
2003	\$60.00	\$528.13	\$60.00	\$528.13	-89%	-89%
2004	\$ 444.35	\$772.80	\$ 444.35	\$772.80	-43%	-43%
2005	\$ 166.50	\$165.00	\$ 166.50	\$165.00	1%	1%
2006	\$1,219.71	\$466.00	\$1,219.71	\$466.00	162%	162%
2007	\$3,123.04	\$ 529.46	\$3,123.04	\$ 529.46	490%	490%
2008	\$130.00	\$ 40.00	\$130.00	\$ 40.00	225%	225%
2009	\$61.02	N/A	\$61.02	N/A	N/C	N/C
TOTALS	\$5,224.62	\$2,613.78	\$5,224.62	\$2,613.78	100%	100%

Records

The Records Division is responsible for providing administrative and clerical support to the department. Major responsibilities include entering the accident and incident reports and tickets into the records database management system, assisting the general public for report requests, performing criminal backgrounds, serving as a switchboard at times, performing validations, and setting up and managing the payment plans out of court.

The Records department processed 6,128 reports and requests this month, a 17% increase from last January.

RECORDS	This Month	This Month Last Year	YTD	Last YTD	Change By Month	Change YTD
Incident/Arrest Reports Processed	1182	967	1182	967	22%	22%
Accident Reports Processed	185	204	185	204	-9%	-9%
Citations Processed	4102	3226	4102	3226	27%	27%
Warnings Processed	274	340	274	340	-19%	-19%
Backgrounds	7	7	7	7	0%	0%
Fingerprints	139	82	139	82	70%	70%
Photos	0	0	0	0	N/C	N/C
Accident Requests	95	119	95	119	-20%	-20%
Accident Requests Online	144	143	144	143	1%	1%
TOTALS	6128	5088	6128	5088	20%	20%

Professional Standards

The Office of Professional Standards, a unit within Administration, is charged with the compilation and updating of an extensive set of policies and procedures and providing a general operations guideline and code of conduct for officers to follow. In the event that a member of the public does experience a negative interaction with an officer, mechanisms are in place for them to lodge a complaint. All complaints are reviewed and investigations completed in a timely manner.

The Office of Professional Standards handled a total of 7 inquiries this month. Five (72%) of these inquiries were sustained, 1 was un-sustained (14%), and 1 (14%) was exonerated.

	This Month	This Month Last Year	YTD	Last YTD	Change By Month	Change YTD
Opened (TOTAL)	7	5	7	5	40%	40%
Closed	7	5	7	5	40%	40%
Inquiries	6	4	6	4	50%	50%
Formal Investigations	1	1	1	1	0%	0%
Sustained	5	3	5	3	67%	67%
Not-Sustained	1	2	1	2	-50%	-50%
Exhonerated	1	0	1	0	N/C	N/C
Unfounded	0	0	0	0	N/C	N/C