

**WE ARE
BETTER
TOGETHER**



**JONESBORO POLICE DEPARTMENT MONTHLY REPORT
APRIL 2021**



EMERGENCY COMMUNICATIONS

2020

2021

17,729

TOTAL CALLS RECEIVED

20,192

5,103

911 CALLS

5,743

12,626

NON-EMERGENCY

14,447

CALLS FOR SERVICE



2020

2021

4249

TOTAL CALLS FOR SERVICE

5974

705

INCIDENT REPORTS

1088

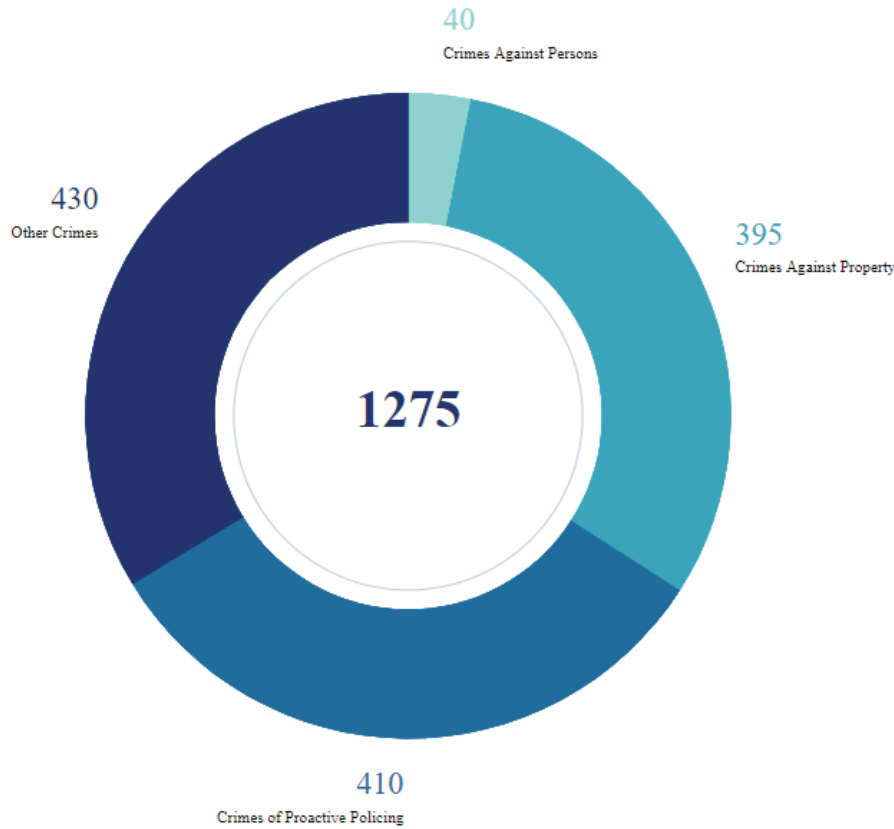
138

WARRANTS SERVED

338

JONESBORO POLICE DEPARTMENT MONTHLY REPORT

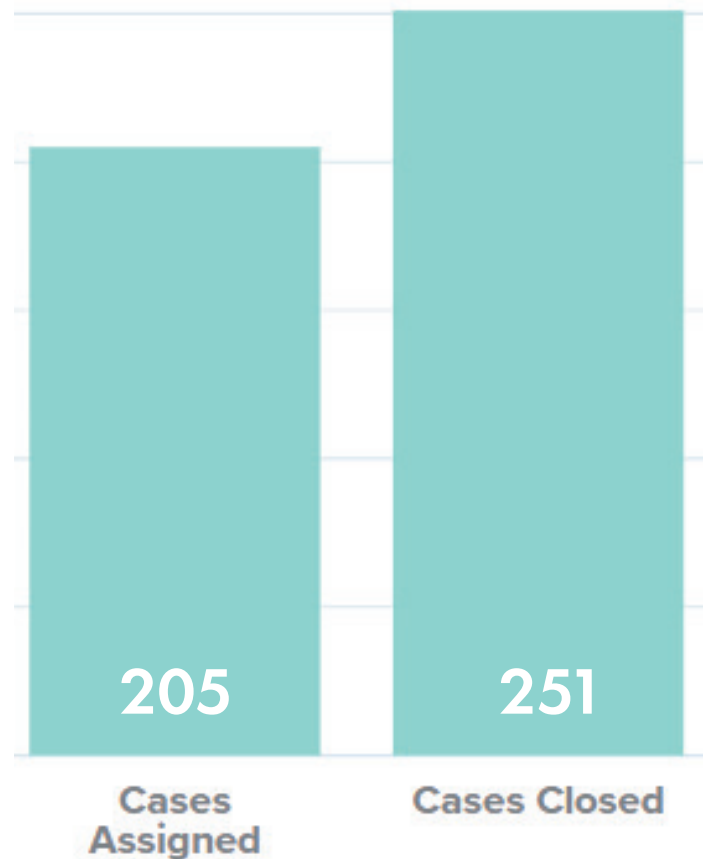
NIBRS NATIONAL INCIDENT-BASED REPORTING SYSTEM **REPORTABLE OFFENSES**



CRIMINAL INVESTIGATION DIVISION

2021

| | |
|---|-----|
| CRIME SCENES PROCESSED | 10 |
| EVIDENCE ITEMS PROCESSED | 25 |
| FINGERPRINTS ROLLED FOR PUBLIC | 145 |
| SEX OFFENDER REGISTRATION CONTACTS MADE | 33 |

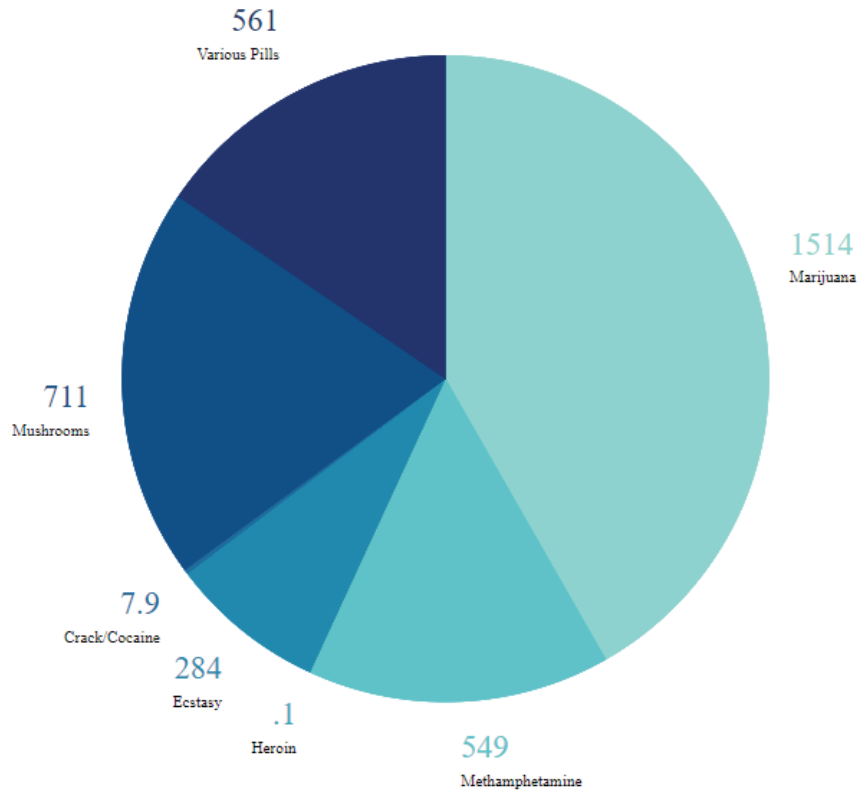




INTERNET CRIMES AGAINST CHILDREN (ICAC) & HIGH TECH CRIMES UNIT

| | |
|------------------------------|------|
| NEW CASES | 13 |
| NEW CHILD EXPLOITATION CASES | 5 |
| DIGITAL EVIDENCE EXAMS | 60 |
| DATA VOLUMES PROCESSED | 17.2 |
| WARRANTS SERVED | 15 |
| ARRESTS MADE | 2 |

DRUGS, GUNS, & EVIDENCE



NIBIN
NATIONAL INTEGRATED BALLISTIC
INFORMATION NETWORK

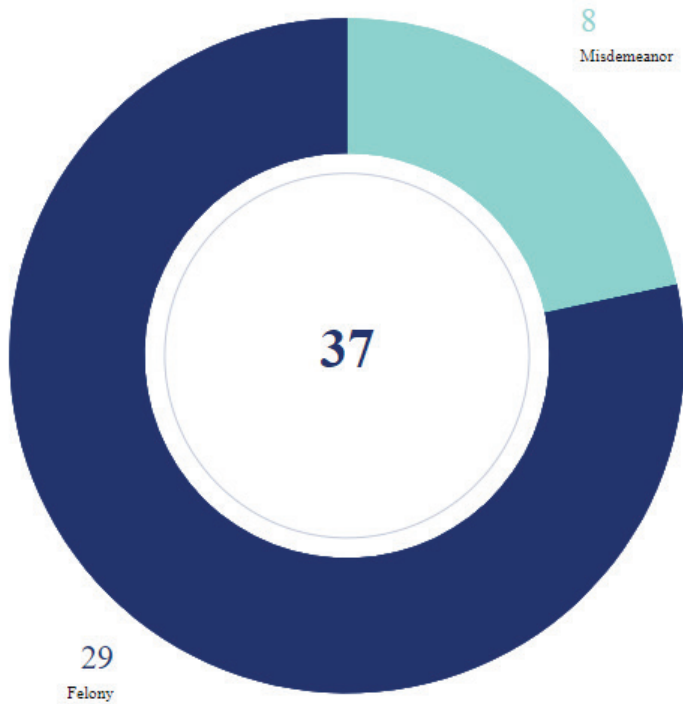
37
GUNS
SEIZED

28
TEST
FIRES

44
ENTRIES

0
LEADS

STREET CRIMES UNIT



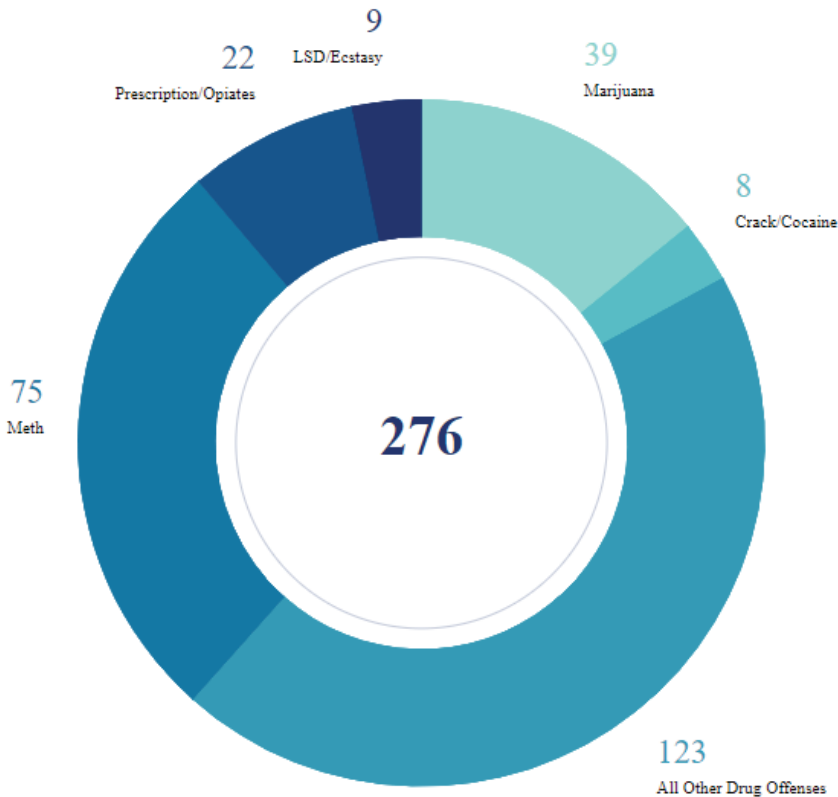
\$20,876

VALUE OF
DRUGS SEIZED

\$7,018

VALUE OF
ASSETS SEIZED

DRUG TASK FORCE



96

CASES OPENED

95

CASES CLOSED

ARREST DEMOGRAPHICS

| | 2020 | 2021 |
|------------------|------|------|
| MONTHLY TOTAL | 250 | 0 |
| MALE | 186 | 389 |
| FEMALE | 64 | 175 |
| CAUCASIAN | 110 | 299 |
| AFRICAN AMERICAN | 124 | 232 |
| HISPANIC | 12 | 28 |
| ASIAN | 0 | 0 |
| OTHER/BI-RACIAL | 4 | 5 |



COURT SERVICES

536

142

42

45

\$23,497

ACTIVE
PROBATIONERS

ADDED

COMPLETED
PROGRAM

REVOKED

FEEES
COLLECTED



TRAFFIC ENFORCEMENT

2020

2021

| | | |
|------|---|------|
| 270 | TRAFFIC ACCIDENTS | 353 |
| 78 | PRIVATE PROPERTY ACCIDENTS | 66 |
| 2 | FATALITY ACCIDENTS | 1 |
| 1942 | TRAFFIC STOPS | 1649 |
| 557 | WRITTEN CITATIONS | 360 |
| 372 | WRITTEN WARNINGS | 141 |
| 16 | DWIS | 29 |
| 14 | COMMUNITY SAFETY CAMERAS REFERENCED FOR TRAFFIC INCIDENTS | 22 |

FLEET MAINTENANCE

| 2020 | | 2021 |
|---------|------------------------------------|---------|
| \$3,217 | UNEXPECTED REPAIR COSTS | \$2,560 |
| \$2,382 | ROUTINE & PREVENTATIVE MAINTENANCE | \$3,143 |

RECORDS DIVISION

| 2020 | | 2021 |
|------|--|------|
| 847 | ACCIDENT/INCIDENT/ARREST REPORTS PROCESSED | 1455 |
| 428 | ACCIDENT/INCIDENT/ARREST REPORT REQUESTS | 837 |

PROFESSIONAL STANDARDS

| | | | |
|----------------|--------|---|---------------|
| INVESTIGATIONS | | | |
| OPENED | CLOSED | 3 | SUSTAINED |
| 8 | 8 | 0 | NOT SUSTAINED |
| | | 2 | EXONERATED |
| | | 3 | UNFOUNDED |



ANIMAL CONTROL

| | 2020 | 2021 |
|------------------------|------|------|
| COMPLAINTS | 1907 | 1562 |
| BITE REPORTS | 8 | 16 |
| PUBLIC RELATIONS | 105 | 134 |
| CITATIONS ISSUED | 67 | 54 |
| WARNINGS ISSUED | 74 | 52 |
| CAPTURED ANIMALS | 153 | 129 |
| SENT TO RESCUE CENTERS | 32 | 17 |
| ADOPTIONS | 31 | 12 |

K9 UNIT

235.7

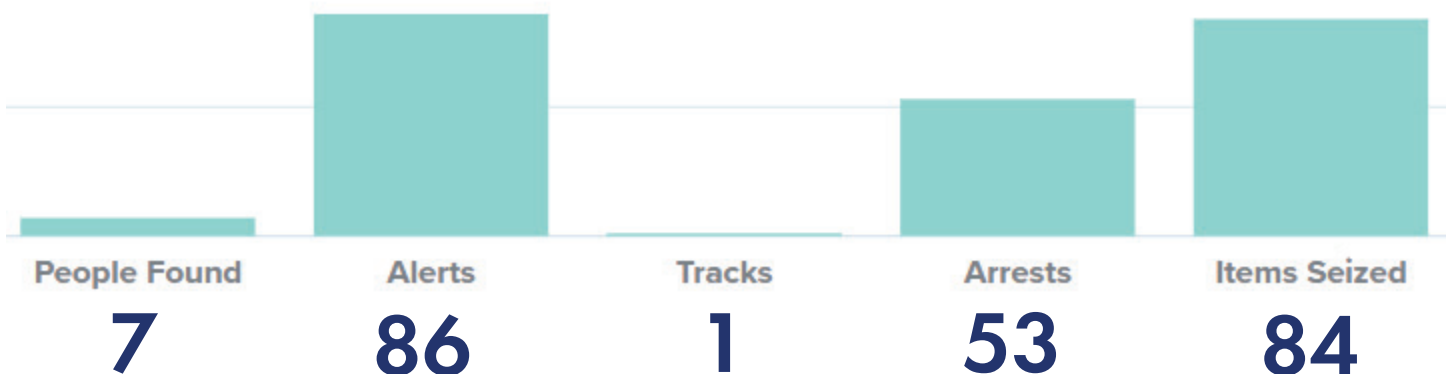
TRAINING
HOURS

83

DETECTION
EXERCISES

141

DEPLOYMENTS



SOCIAL MEDIA AND PUBLIC INFORMATION

1,916,557

**FACEBOOK PAGE
TOTAL REACH**

47,351

**FACEBOOK
FOLLOWERS**

6,710

**AVG NUMBER OF DAILY
ENGAGED USERS**

WEBSITE VISITS

8,235

APPLICATIONS RECEIVED

30

ONLINE REPORTS FILED

33

WEB FORMS RECEIVED

75

FOIA REQUESTS

42

VIDEO REDACTIONS

67